Alcohol and Marijuana Control Office
550 W 7th Avenue, Suite 1600
Anchorage, AK 99501
marijuana.licensing@alaska.gov
https://www.commerce.alaska.gov/web/amco
Phone: 907.269.0350

Alaska Marijuana Control Board

Form MJ-02: Premises Diagram

Why is this form needed?

A detailed diagram of the proposed licensed premises is required for all marijuana establishment license applications, per 3 AAC 306.020(b)(8). **All areas designated as the licensed premises of a single license must be contiguous. All diagrams must have the licensed premises area labeled, and outlined or shaded as appropriate.**

What must be submitted with this form?

Applicants must attach multiple diagrams to this form, including (as applicable):

- **Diagram 1:**
  A diagram showing only the licensed premises areas that will be ready to be **operational at the time of your preliminary inspection** and license issuance;

- **Diagram 2:**
  If different than Diagram 1, a diagram outlining **all areas for which the licensee has legal right of possession** (a valid lease or deed), and clearly showing those areas' relationship to the current proposed licensed premises *(details of any planned expansion areas do not need to be included; a complete copy of Form MJ-14: Licensed Premises Diagram Change or Form MJ-31: Walk-Up or Drive-Through Exterior Window Pick-Up Diagram and Operating Plan must be submitted and approved before any planned expansion area may be added to the licensed premises);*

- **Diagram 3:**
  A **site plan or as-built of the entire lot**, showing all structures on the property and clearly indicating which area(s) will be part of the licensed premises;

- **Diagram 4:**
  An **aerial photo of the entire lot and surrounding lots**, showing a view of the entire property and surrounding properties, and clearly indicating which area(s) will be part of the licensed premises *(this can be obtained from sources like Google Earth)*; and

- **Diagram 5:**
  A diagram of the **entire building in which the licensed premises is located**, clearly distinguishing the licensed premises from unlicensed areas and/or premises of other licenses within the building. If your proposed licensed premises is located within a building or building complex that contains multiple business and/or tenants, please provide the addresses and/or suite numbers of the other businesses and/or tenants *(a separate diagram is not required for an establishment that is designating the entire building as a single licensed premises)*.

This form, and all necessary diagrams that meet the requirements on Page 2 of this form, must be completed and submitted to AMCO's Anchorage office before any new or transfer license application will be considered complete.

Section 1 – Establishment Information

Enter information for the business seeking to be licensed, as identified on the license application.

Licensee:	Daniel Hordoan	**MJ License #:**	40910		
License Type:	Limited Marijuana Cultivation				
Doing Business As:	The Grown Lab				
Premises Address:	817 S Lazy Lake Drv				
City:	Big Lake	**State:**	Alaska	**ZIP:**	99654

RECEIVED
MAY 19 2025
Dept. of Commerce
AMCO

Alaska Marijuana Control Board

Form MJ-02: Premises Diagram

Section 2 – Required Information

For your security, do not include locations of security cameras, motion detectors, panic buttons, and other security devices. However, AMCO will require full coverage of the walk-up or drive-through exterior window area as required by 3 AAC 306.380(b) and (g) for marijuana retail establishments. *Items marked with a double asterisks (**) are only required for those retail marijuana establishments that are also applying for an onsite consumption endorsement.*

The following details must be included in all diagrams:

- ☒ License number and DBA
- ☒ Legend or key
- ☒ Color coding
- ☒ Licensed Premises Area Labeled and Shaded, or Outlined as appropriate
- ☒ Dimensions
- ☒ Labels
- ☒ True north arrow

The following additional details must be included in Diagram 1:

- ☒ Surveillance room
- ☒ Restricted access areas
- ☒ Storage areas
- ☒ Entrances, exits, and windows, including walk-up or drive-through exterior window for marijuana retail establishments
- ☒ Walls, partitions, and counters
- ☒ Any other areas that must be labeled for specific license or endorsement types
- ☒ ** Serving area(s)
- ☒ **Employee monitoring area(s)
- ☒ **Ventilation exhaust points, if applicable

The following additional details must be included in Diagram 2:

- ☒ Areas of ingress and egress
- ☒ Entrances and exits
- ☒ Walls and partitions

The following additional details must be included in Diagrams 3 and 4:

- ☒ Areas of ingress and egress
- ☒ Cross streets and points of reference

The following additional details must be included in Diagram 5:

- ☒ Areas of ingress and egress
- ☒ Entrances and exits
- ☒ Walls and partitions
- ☒ Cross streets and points of reference

RECEIVED
MAY 19 2025
Dept. of Commerce
AMCO

Initial: DH

I hereby certify that I am the person herein named and subscribing to this application and that I have read the complete application, and I know the full content thereof. I declare that all of the information contained herein, and evidence or other documents submitted are true and correct. I understand that any falsification or misrepresentation of any item or response in this application, or any attachment, or documents to support this application, is sufficient grounds for denying or revoking a license/permit. I further understand that it is a Class A misdemeanor under Alaska Statute 11.56.210 to falsify an application and commit the crime of unsworn falsification.

Daniel Hordoan
Printed name of licensee

Signature of licensee

Form MJ-02: Premises Diagram

Section 3 – Cultivation Applicants ONLY

Review the requirements under 3 AAC 306.420 and 3 AAC 306.430.

3.1. Describe the site of the space(s) the marijuana cultivation facility intends to be under cultivation, including dimensions and overall square footage. Provide your calculations below:

Total square footage of the building is 1659 sqft. It is a two story house with a large basement tucked away in a quite area with other houses spread out far between. One driveway that leads in and out of the house. The back end of the house is a lake. Room dimesons is as follows
Bedroom- 8ft x 11ft
Living Room- 11'05ft x 11'11ft
Kitchen- 7'08ft x 9ft
Attic - 7ft x 13ft
Basement 23'01ft x 20ft
Garage 20'05ft x 22'06ft
Total canpoy space that will be under cultivation is 496 sqft.

RECEIVED
MAY 19 2025
Dept. of Commerce
AMCO

AMCO Received 5.19.25

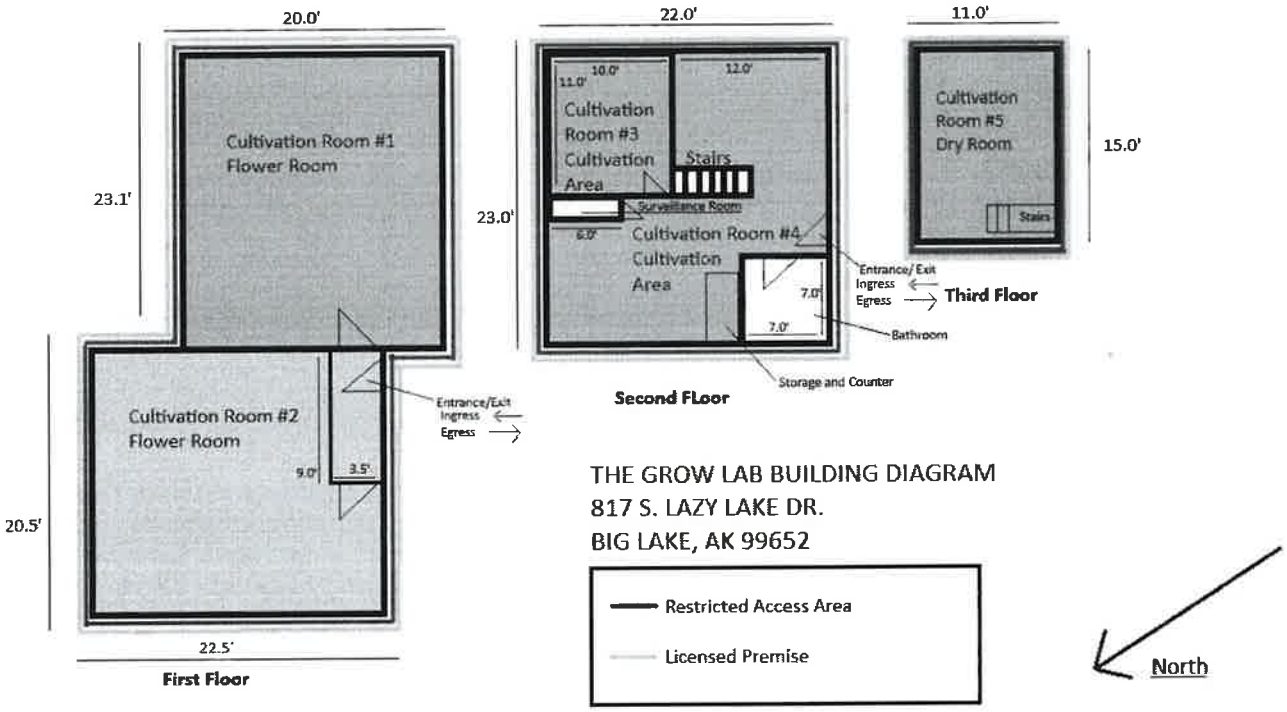

RECEIVED
MAY 19 2025
Dept. of Commerce
AMCO

AMCO Received 5.19.25

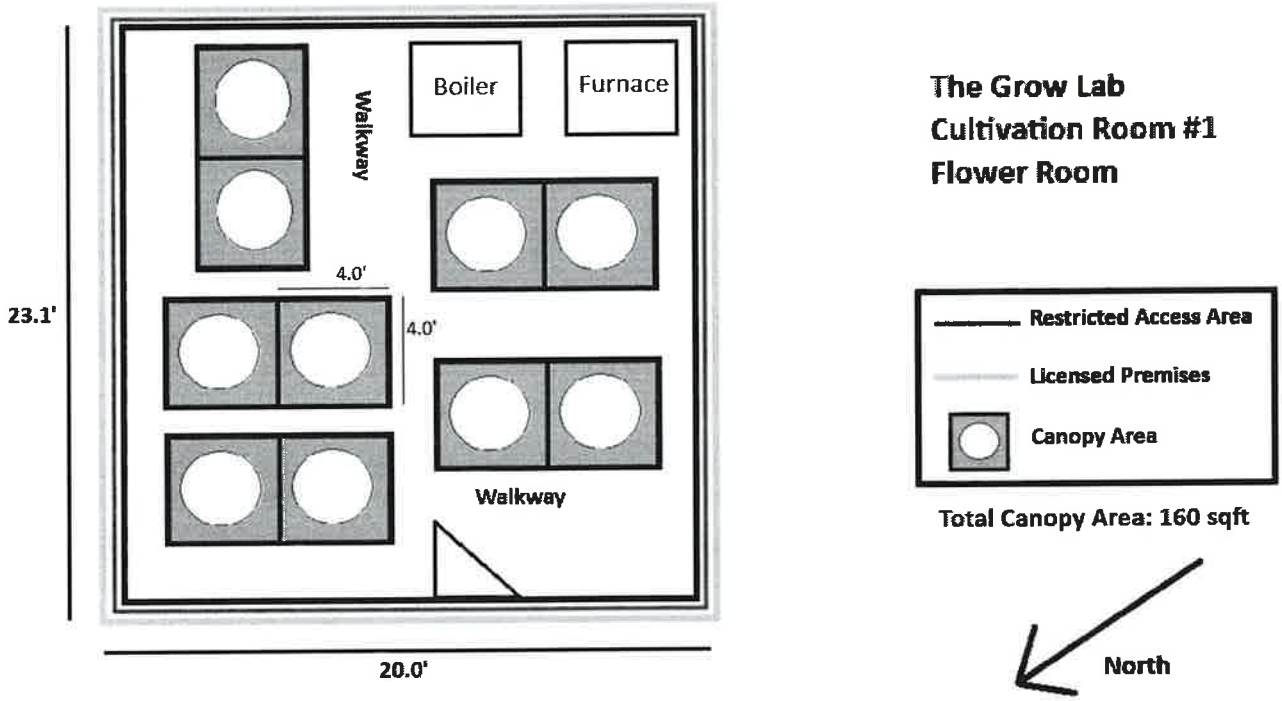

RECEIVED
MAY 19 2025
Dept. of Commerce
AMCO
AMCO Received 5.19.25

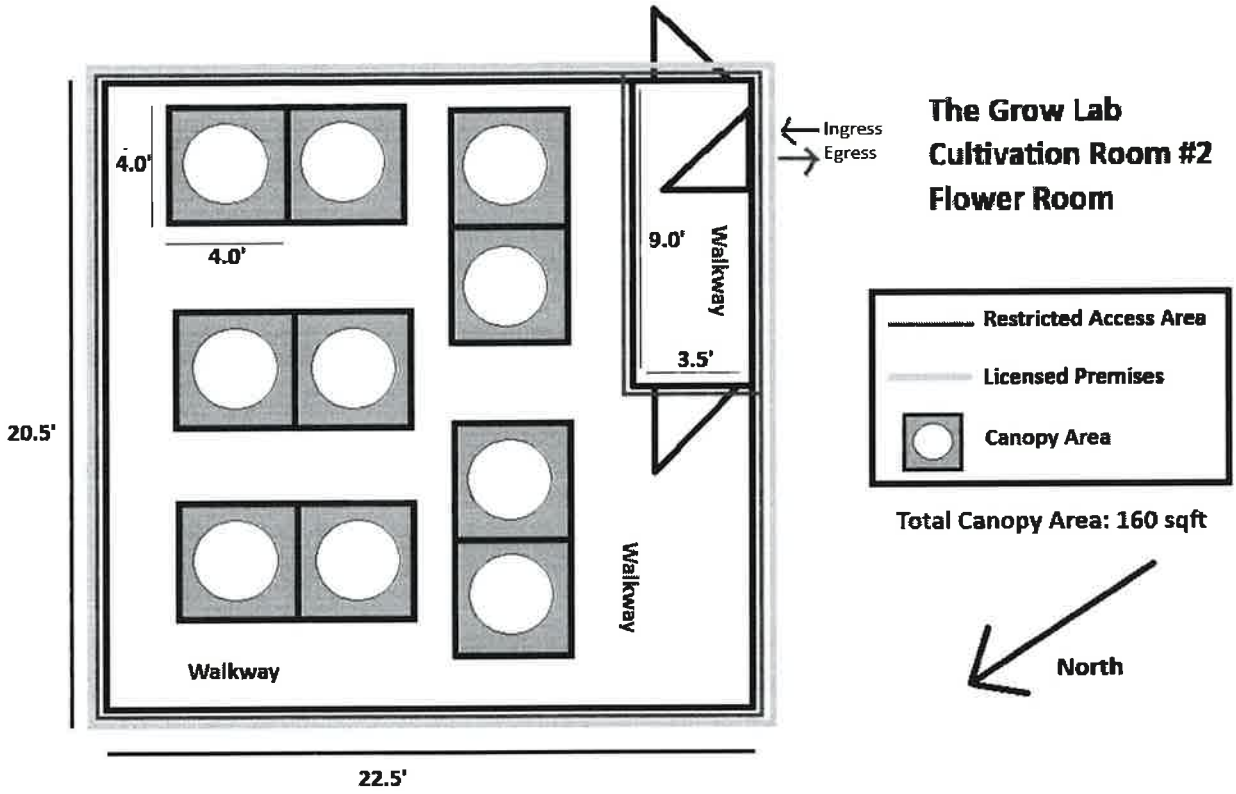

RECEIVED
MAY 19 2025
Dept. of Commerce
AMCO

AMCO Received 5.19.25

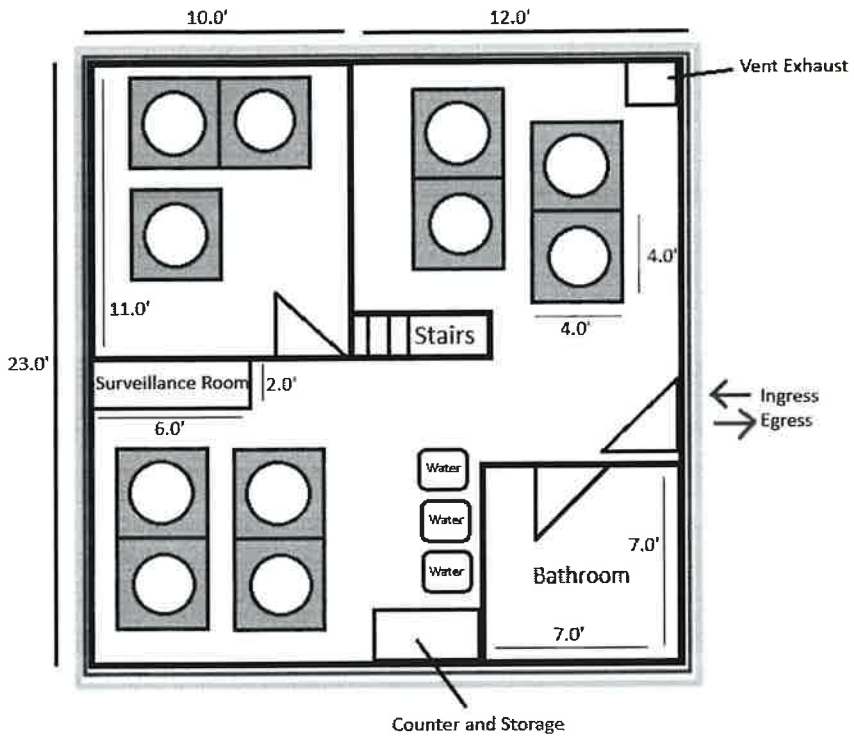

The Grow Lab
Cultivation Room #3 and #4
Cultivation Area

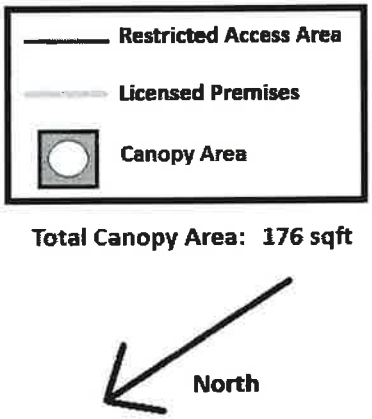

Total Canopy Area: 176 sqft

RECEIVED
MAY 19 2025
Dept. of Commerce
AMCO

AMCO Received 5.19.25

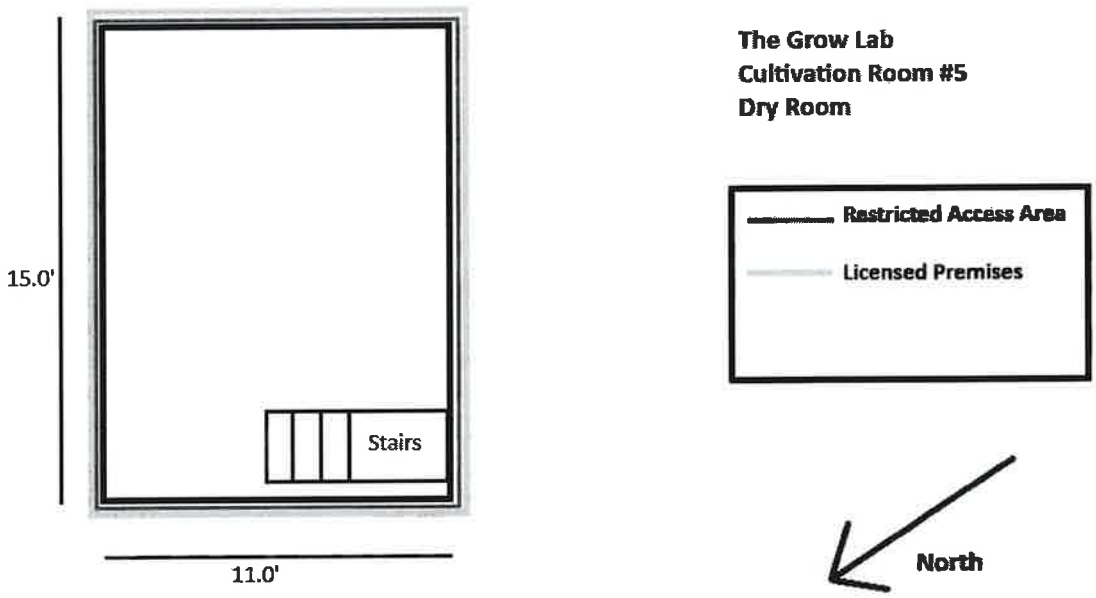

RECEIVED
MAY 19 2025
Dept. of Commerce
AMCO

AMCO Received 5.19.25

RECEIVED
MAY 19 2025
Dept. of Commerce
AMCO

AMCO Received 5.19.25

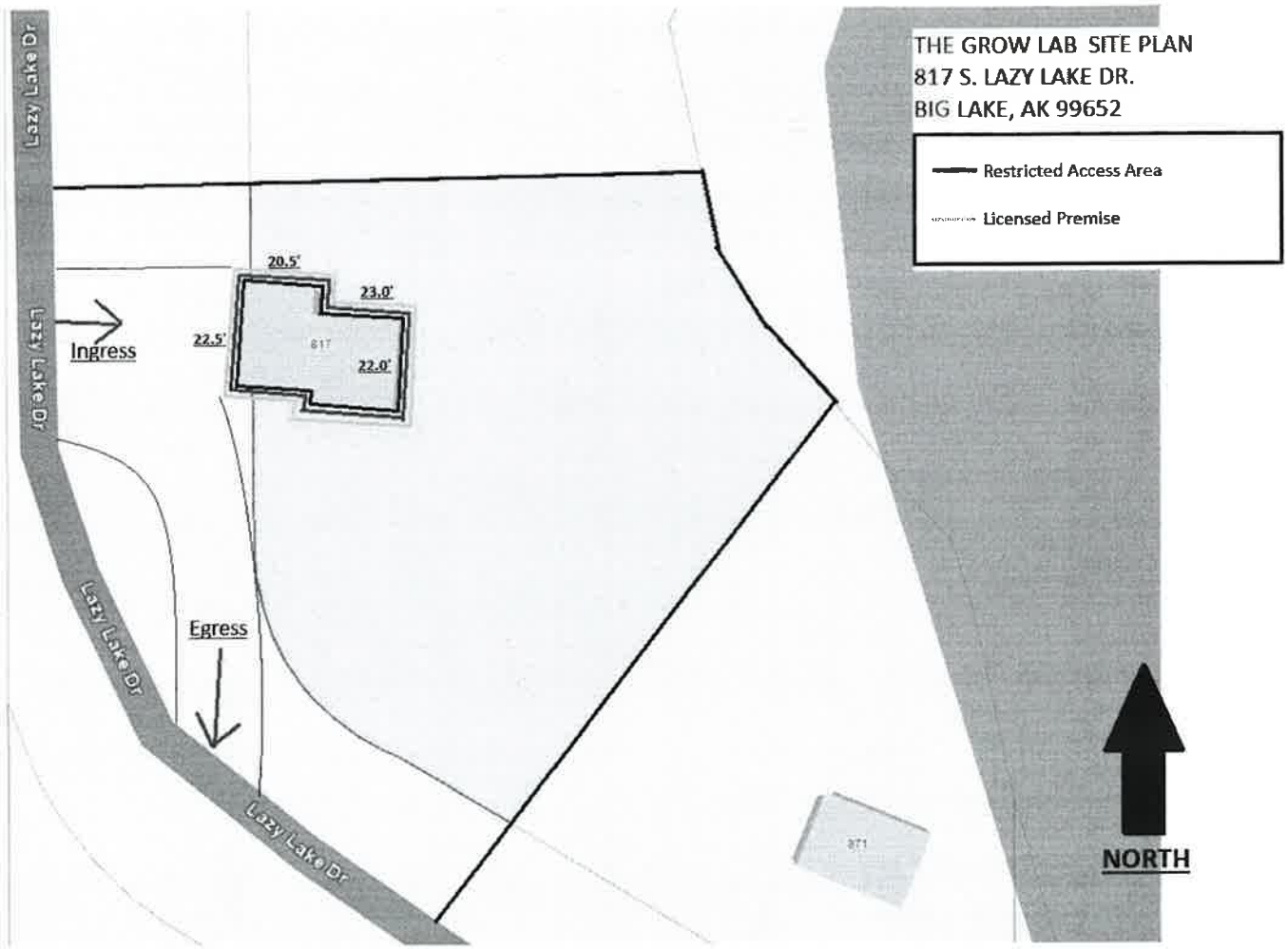

RECEIVED
MAY 19 2025
Dept. of Commerce
AMCO

AMCO Received 5.19.25